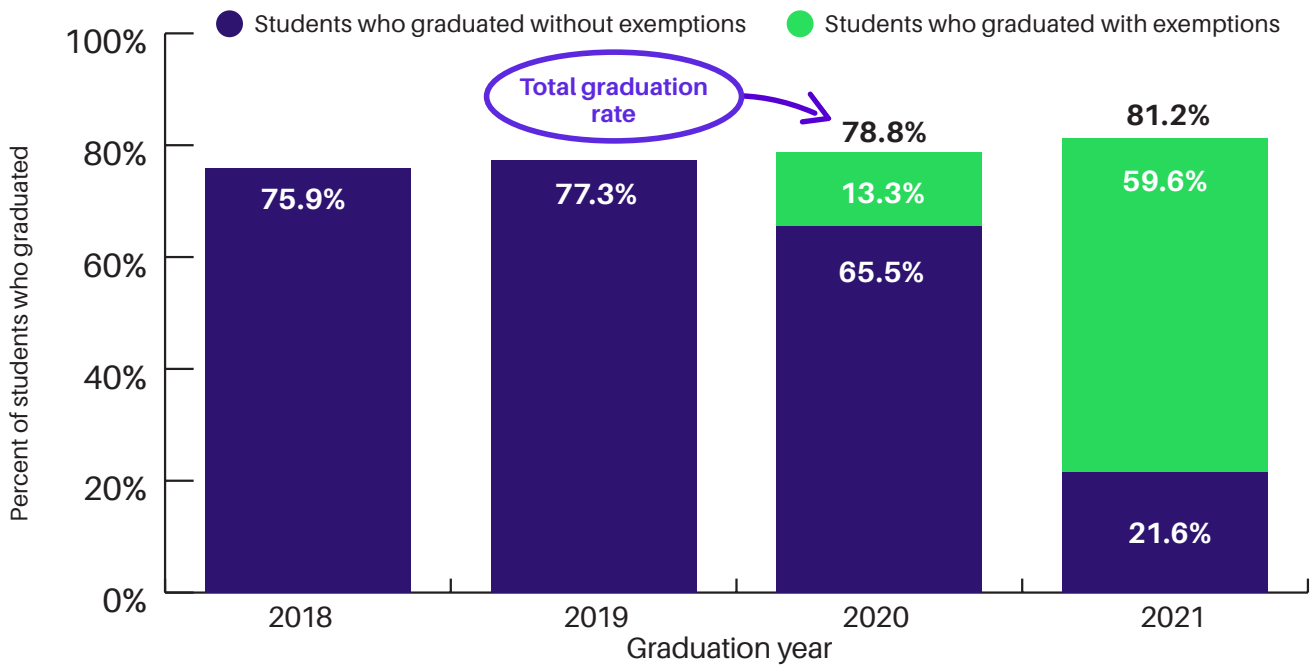




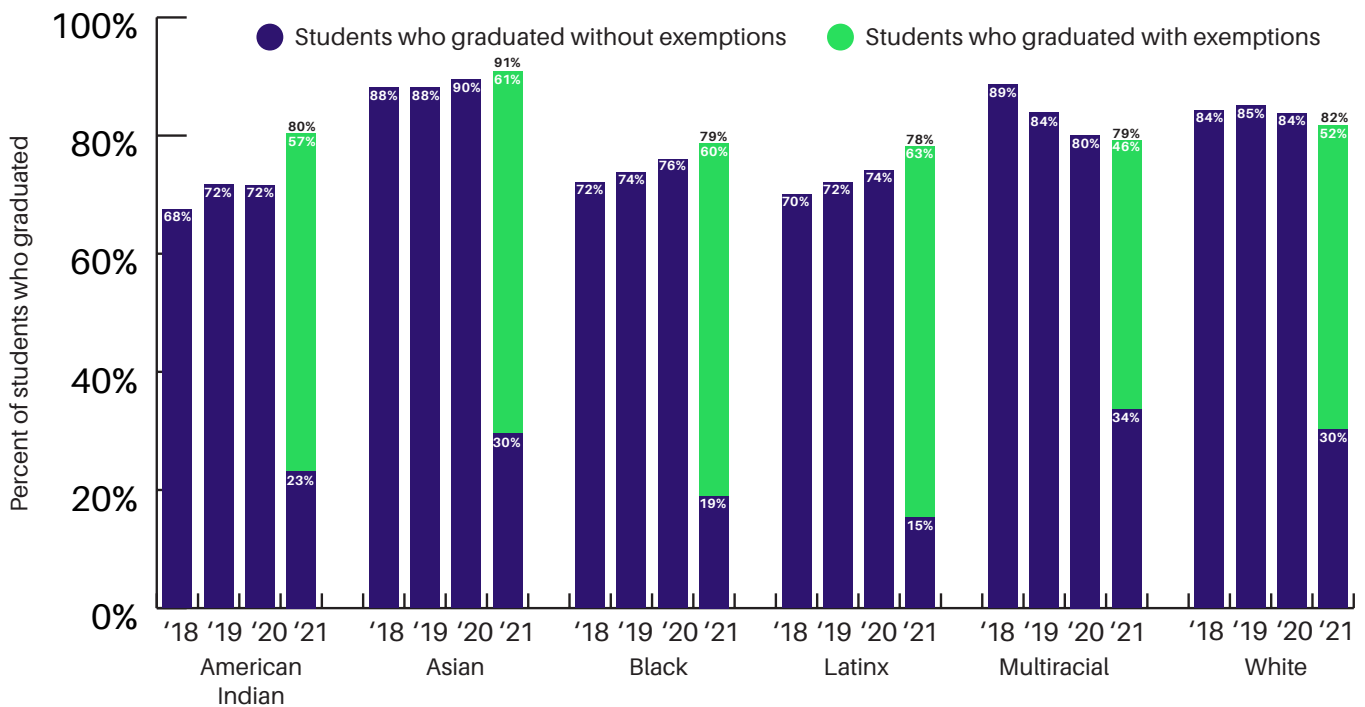
WHAT'S BEHIND THE STATE'S IMPROVED GRADUATION RATES?

While students across the state continue to graduate at higher rates, it is unclear how much of that increase is due to exemptions and/or regulatory changes.

Overall change in graduation rate + graduation exemption use



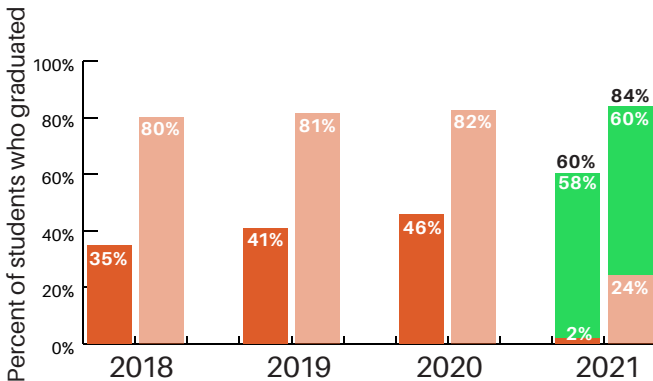
Racial breakdown in use of exemptions





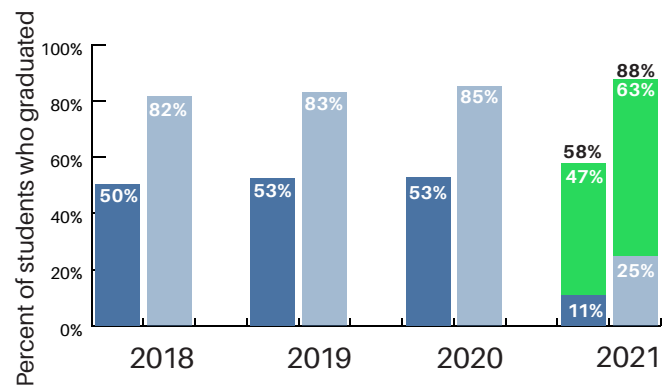
Graduation rate by subgroup: English language learners

- English language learner students who graduated without exemptions
- Not English language learner students who graduated without exemptions
- Students who graduated with exemptions



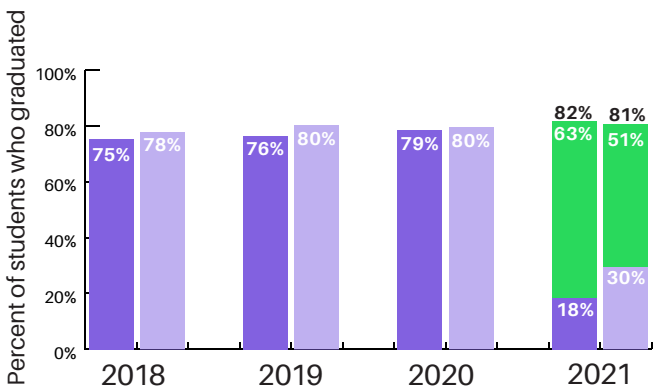
Graduation rate by subgroup: students with disabilities

- Students with disabilities who graduated without exemptions
- General education students who graduated without exemptions
- Students who graduated with exemptions



Graduation rate by subgroup: low-income students

- Low-income students who graduated without exemptions
- Not low-income students who graduated without exemptions
- Students who graduated with exemptions



Data on graduation rates from 2018-2021 are from publicly posted annual Graduation Rate Databases, which can be found at <https://data.nysed.gov/downloads.php>.

All graduation data in this brief refers to 4-year August graduation rates. Charts showing graduates include the following graduation outcomes: graduating with a Regents diploma, graduating with an Advanced Regents diploma, and graduating with a Local diploma. Our figures do not depict students who did not graduate with a diploma, including those who dropped out, remained enrolled, or earned a non-diploma credential or GED.

Data on graduation exemptions from SY 2019-20 are from publicly posted graduation exemption data, which were shared via press release in January 2021. This exemption data does not include subgroup breakdowns for SY19-20. This data can be found at <http://www.nysed.gov/news/2021/state-educationdepartment-releases-2016-cohort-highschool-graduation-rates>.

Data on graduation exemptions from SY2021- 22 comes from unpublished data shared with The Education Trust-New York in response to a public records request.

Graduation Exemption data for New York City has been aggregated from the 32 geographic subdistricts into districtwide figures by The Education Trust - New York. Data suppression impacted the following subgroups: American Indian students (suppressed in 6 subdistricts), Asian students (suppressed in 2 subdistricts), Multiracial students (suppressed in 6 subdistricts), and White students (suppressed in 2 subdistricts). For these subgroups, we omitted the suppressed data from both the numerator and denominator of our aggregations.

Learn more at equityinedny.org