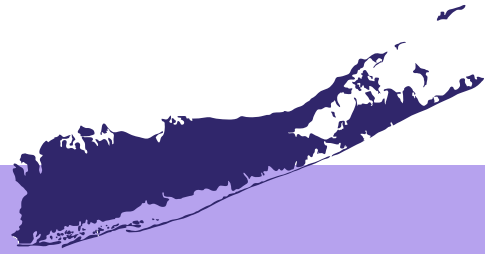


Within Our Reach

LONG ISLAND



Middle School

Based on 2019-20 unpublished NYSED course enrollment data. In middle school, the rates below are based on course enrollment per every 100 7-8th grade students, and in high school, the rates below are based on course enrollment per every 100 9-12th grade students.

Earth Science



In **Long Island**, White students are **3.4x** more likely to be enrolled in Earth Science than Black students and **2.7x** more likely to be enrolled than Latinx students.

In **Suffolk County**, White students are **3.5x** more likely to be enrolled in Earth Science than Black students and **2.4x** more likely to be enrolled than Latinx students.

In **Nassau County**, White students are **3.5x** more likely to be enrolled in Earth Science than Black students and **3.1x** more likely to be enrolled than Latinx students.

Algebra 1



In **Long Island**, White students are **1.1x** more likely to be enrolled in Algebra I than Black students and **1.4x** more likely to be enrolled than Latinx students.

In **Suffolk County**, White students are **1.5x** more likely to be enrolled in Algebra I than Black students and **1.7x** more likely to be enrolled than Latinx students.

In **Nassau County**, White students are **1.0x** more likely to be enrolled in Algebra I than Black students and **1.1x** more likely to be enrolled than Latinx students.

High School

Calculus



In **Long Island**, White students are **2.8x** more likely to be enrolled in Calculus than Black students and **2.9x** more likely to be enrolled than Latinx students.

In **Suffolk County**, White students are **2.9x** more likely to be enrolled in Calculus than Black students and **2.8x** more likely to be enrolled than Latinx students.

In **Nassau County**, White students are **2.9x** more likely to be enrolled in Calculus than Black students and **3.0x** more likely to be enrolled than Latinx students.

Physics



In **Long Island**, White students are **1.8x** more likely to be enrolled in Physics than Black students and **2.5x** more likely to be enrolled than Latinx students.

In **Suffolk County**, White students are **2.2x** more likely to be enrolled in Physics than Black students and **2.8x** more likely to be enrolled than Latinx students.

In **Nassau County**, White students are **1.6x** more likely to be enrolled in Physics than Black students and **2.2x** more likely to be enrolled than Latinx students.

Computer Science



In **Long Island**, White students are **1.5x** more likely to be enrolled in Computer Science than Black students and **1.7x** more likely to be enrolled than Latinx students.

In **Suffolk County**, White students are **1.2x** more likely to be enrolled in Computer Science than Black students and **1.5x** more likely to be enrolled than Latinx students.

In **Nassau County**, White students are **1.7x** more likely to be enrolled in Computer Science than Black students and **1.8x** more likely to be enrolled than Latinx students.

AP/IB Math or Science



In **Long Island**, White students are **2.5x** more likely to be enrolled in an AP or IB math or science course than Black students and **2.7x** more likely to be enrolled than Latinx students.

In **Suffolk County**, White students are **3.4x** more likely to be enrolled in an AP or IB math or science course than Black students and **3.1x** more likely to be enrolled than Latinx students.

In **Nassau County**, White students are **2.1x** more likely to be enrolled in an AP or IB math or science course than Black students and **2.4x** more likely to be enrolled than Latinx students.

Any AP/IB Subject



In **Long Island**, White students are **2.4x** more likely to be enrolled in any AP or IB course than Black students and **2.5x** more likely to be enrolled than Latinx students.

In **Suffolk County**, White students are **3.1x** more likely to be enrolled in any AP or IB course than Black students and **2.8x** more likely to be enrolled than Latinx students.

In **Nassau County**, White students are **2.1x** more likely to be enrolled in any AP or IB course than Black students and **2.1x** more likely to be enrolled than Latinx students.

Foreign Language



In **Long Island**, White students are **1.7x** more likely to be enrolled in an advanced foreign language than Black students and **1.4x** more likely to be enrolled than Latinx students.

In **Suffolk County**, White students are **1.9x** more likely to be enrolled in an advanced foreign language than Black students and **1.5x** more likely to be enrolled than Latinx students.

In **Nassau County**, White students are **1.7x** more likely to be enrolled in an advanced foreign language than Black students and **1.4x** more likely to be enrolled than Latinx students.

Music

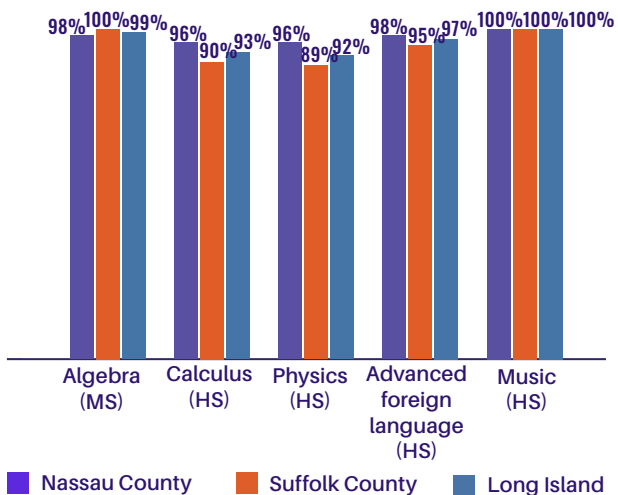


In **Long Island**, White students are **1.1x** more likely to be enrolled in Music than Black students and **1.5x** more likely to be enrolled than Latinx students.

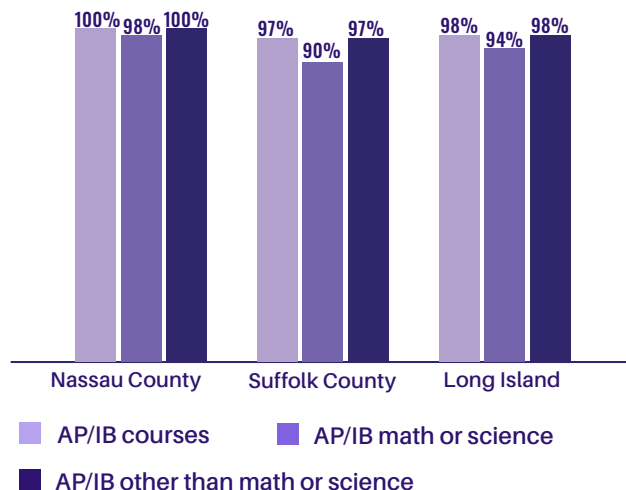
In **Suffolk County**, White students are **1.2x** more likely to be enrolled in Music than Black students and **1.6x** more likely to be enrolled than Latinx students.

In **Nassau County**, White students are **0.9x** more likely to be enrolled in Music than Black students and **1.4x** more likely to be enrolled than Latinx students.

Share of Schools Offering Key Courses...



Share of Schools Offering AP/IB Courses...



Middle School

	Share of American Indian/Alaska Native students in grades 7-8 attending a school with no...	Share of Asian/Pacific Islander students in grades 7-8 attending a school with no...	Share of Black students in grades 7-8 attending a school with no...	Share of Latinx students in grades 7-8 attending a school with no...	Share of Multiracial students in grades 7-8 attending a school with no...	Share of White students in grades 7-8 attending a school with no...
Algebra I - Nassau County	0%	1%	0%	0%	1%	1%
Algebra I - Suffolk County	0%	0%	0%	0%	0%	0%
Algebra I - Long Island	0%	1%	0%	0%	0%	0%

High School

	Share of American Indian/Alaska Native students in grades 9-12 attending a school with no...	Share of Asian/Pacific Islander students in grades 9-12 attending a school with no...	Share of Black students in grades 9-12 attending a school with no...	Share of Latinx students in grades 9-12 attending a school with no...	Share of Multiracial students in grades 9-12 attending a school with no...	Share of White students in grades 9-12 attending a school with no...
Calculus - Nassau County	2%	1%	2%	1%	1%	1%
Calculus - Suffolk County	3%	4%	16%	15%	2%	1%
Calculus - Long Island	2%	2%	8%	9%	2%	1%
Physics - Nassau County	2%	1%	2%	1%	1%	1%

High School	Share of American Indian/Alaska Native students in grades 9-12 attending a school with no...	Share of Asian/Pacific Islander students in grades 9-12 attending a school with no...	Share of Black students in grades 9-12 attending a school with no...	Share of Latinx students in grades 9-12 attending a school with no...	Share of Multiracial students in grades 9-12 attending a school with no...	Share of White students in grades 9-12 attending a school with no...
Physics - Suffolk County	19%	4%	10%	14%	2%	2%
Physics - Long Island	13%	2%	6%	9%	2%	2%
Computer Science - Nassau County	13%	6%	31%	23%	14%	8%
Computer Science - Suffolk County	16%	12%	29%	26%	13%	11%
Computer Science - Long Island	15%	7%	30%	25%	13%	10%
AP/IB - Nassau County	0%	0%	0%	0%	0%	0%
AP/IB - Suffolk County	1%	1%	8%	6%	1%	0%
AP/IB - Long Island	1%	0%	4%	4%	0%	0%
AP/IB Math or Science - Nassau County	1%	1%	2%	1%	1%	0%
AP/IB Math or Science - Suffolk County	3%	4%	16%	15%	2%	1%
AP/IB Math or Science - Long Island	2%	2%	8%	9%	2%	1%
AP/IB other - Nassau County	0%	0%	0%	0%	0%	0%
AP/IB other - Suffolk County	1%	1%	8%	6%	1%	0%
AP/IB other - Long Island	1%	0%	4%	4%	0%	0%

High School	Share of American Indian/Alaska Native students in grades 9-12 attending a school with no...	Share of Asian/Pacific Islander students in grades 9-12 attending a school with no...	Share of Black students in grades 9-12 attending a school with no...	Share of Latinx students in grades 9-12 attending a school with no...	Share of Multiracial students in grades 9-12 attending a school with no...	Share of White students in grades 9-12 attending a school with no...
Advanced Foreign Language - Nassau County	1%	0%	0%	0%	0%	1%
Advanced Foreign Language - Suffolk County	1%	3%	7%	8%	1%	1%
Advanced Foreign Language - Long Island	1%	1%	3%	5%	1%	1%
Music - Nassau County	0%	0%	0%	0%	0%	0%
Music - Suffolk County	0%	0%	0%	0%	0%	0%
Music - Long Island	0%	0%	0%	0%	0%	0%

Visit EquityinEdNY.org to Learn More