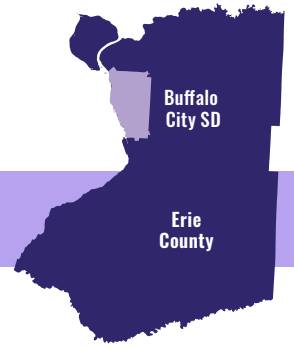


Within Our Reach

ERIE COUNTY



Middle School

Based on 2019-20 unpublished NYSED course enrollment data. In middle school, the rates below are based on course enrollment per every 100 7-8th grade students, and in high school, the rates below are based on course enrollment per every 100 9-12th grade students.

Earth Science



In **Buffalo**, White students are **7x** more likely to be enrolled in Earth Science than Black students and **4.1x** more likely to be enrolled than Latinx students.

In **the rest of Erie County**, White students are **4x** more likely to be enrolled in Earth Science than Black students and **2.2x** more likely to be enrolled than Latinx students.

Algebra 1



In **Buffalo**, White students are **4.1x** more likely to be enrolled in Earth Science than Black students and **3.8x** more likely to be enrolled than Latinx students.

In **the rest of Erie County**, White students are **3.4x** more likely to be enrolled in Earth Science than Black students and **2.7x** more likely to be enrolled than Latinx students.

High School

Calculus



In **Buffalo**, White students are **6.6x** more likely to be enrolled in Calculus than Black students and **8.0x** more likely to be enrolled than Latinx students.

In **the rest of Erie County**, White students are **3.6x** more likely to be enrolled in Calculus than Black students and **2.4x** more likely to be enrolled than Latinx students.

Physics



In **Buffalo**, White students are **4.4x** more likely to be enrolled in Physics than Black students and **3.3x** more likely to be enrolled than Latinx students.

In **the rest of Erie County**, White students are **3.4x** more likely to be enrolled in Physics than Black students and **1.4x** more likely to be enrolled than Latinx students.

Any AP/IB subject

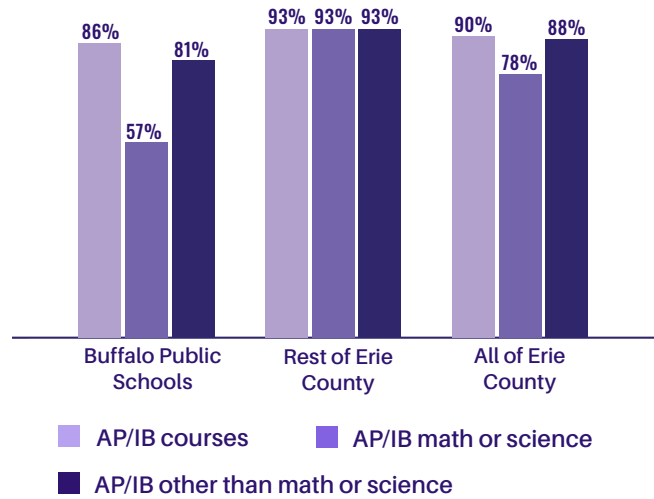
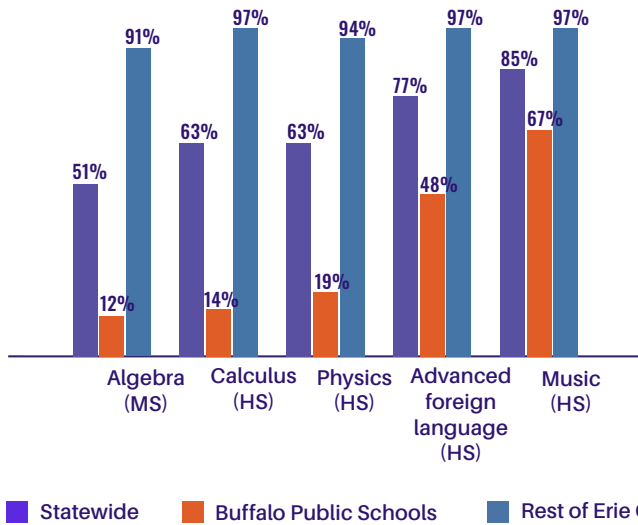


In **Buffalo**, White students are **4.5x** more likely to be enrolled in any AP or IB course than Black students and **3.5x** more likely to be enrolled than Latinx students.

In **the rest of Erie County**, White students are **2.9x** more likely to be enrolled in any AP or IB course than Black students and **2.0x** more likely to be enrolled than Latinx students.

Share of Schools Offering Key Courses...

Share of Schools Offering AP/IB Courses...



Middle School

	Share of American Indian/Alaska Native students in grades 7-8 attending a school with no...	Share of Asian/Pacific Islander students in grades 7-8 attending a school with no...	Share of Black students in grades 7-8 attending a school with no...	Share of Latinx students in grades 7-8 attending a school with no...	Share of Multiracial students in grades 7-8 attending a school with no...	Share of White students in grades 7-8 attending a school with no...
Algebra I - Buffalo Public Schools	84%	83%	89%	89%	78%	68%
Algebra I - Rest of Erie County	3%	5%	6%	13%	12%	11%

High School

	Share of American Indian/Alaska Native students in grades 9-12 attending a school with no...	Share of Asian/Pacific Islander students in grades 9-12 attending a school with no...	Share of Black students in grades 9-12 attending a school with no...	Share of Latinx students in grades 9-12 attending a school with no...	Share of Multiracial students in grades 9-12 attending a school with no...	Share of White students in grades 9-12 attending a school with no...
Calculus - Buffalo Public Schools	69%	67%	85%	84%	69%	56%
Calculus - Rest of Erie County	2%	3%	2%	5%	4%	8%
Physics - Buffalo Public Schools	65%	66%	80%	77%	66%	54%
Physics - Rest of Erie County	3%	9%	20%	10%	9%	9%

High School	Share of American Indian/Alaska Native students in grades 9-12 attending a school with no...	Share of Asian/Pacific Islander students in grades 9-12 attending a school with no...	Share of Black students in grades 9-12 attending a school with no...	Share of Latinx students in grades 9-12 attending a school with no...	Share of Multiracial students in grades 9-12 attending a school with no...	Share of White students in grades 9-12 attending a school with no...
Computer Science -Buffalo Public Schools	56%	37%	51%	52%	46%	38%
Computer Science - Rest of Erie County	15%	23%	40%	36%	30%	28%
AP/IB -Buffalo Public Schools	6%	2%	10%	6%	9%	4%
AP/IB - Rest of Erie County	3%	9%	16%	10%	12%	11%
AP/IB Math or Science -Buffalo Public Schools	31%	20%	34%	36%	30%	21%
AP/IB Math or Science - Rest of Erie County	3%	9%	16%	10%	12%	11%
AP/IB other - Buffalo Public Schools	6%	7%	13%	6%	10%	5%
AP/IB other - Rest of Erie County	3%	9%	16%	10%	12%	11%
Advanced Foreign Language - Buffalo Public Schools	28%	26%	45%	39%	31%	19%
Advanced Foreign Language - Rest of Erie County	2%	3%	2%	5%	4%	8%
Music -Buffalo Public Schools	25%	29%	34%	31%	26%	20%
Music - Rest of Erie County	2%	3%	2%	5%	4%	8%

Visit EquityinEdNY.org to Learn More

