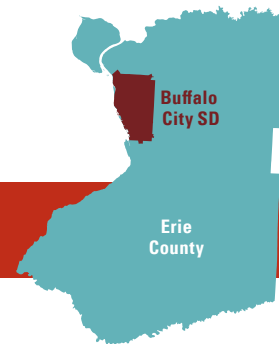


WITHIN OUR REACH

ERIE COUNTY



MIDDLE SCHOOL

EARTH SCIENCE



There are **NO** middle schools in **Buffalo Public Schools** that offer Earth Science.

Based on 2016-17 unpublished NYSED and Buffalo Public School course enrollment data. In middle school, the rates below are based on course enrollment per every 100 students in grades 7-8. For high school courses, the rates below are based on course enrollment per every 100 students in grades 9-12. Schools with a combination of grades 7-8 and grades 9-12 are included in the high school analysis only.

ALGEBRA I



Only **two** middle schools in **Buffalo Public Schools (7%)** offer Algebra I.

Within **Buffalo Public Schools**, White students are **3.0x** more likely to be enrolled in Algebra I than Black students and **3.7x** more likely to be enrolled than Latino students.

White students in the **rest of Erie County** are **42.0x** more likely to be enrolled in Algebra I than Black students in **Buffalo Public Schools** and **52.1x** more likely to be enrolled than Latino students in **Buffalo Public Schools**.

HIGH SCHOOL

CALCULUS



Only **four** high schools in **Buffalo Public Schools (24%)** offer Calculus. Within **Buffalo Public Schools**, White students are **2.6x** more likely to be enrolled in Calculus than Black students and **1.4x** more likely to be enrolled than Latino students.

In the **rest of Erie County**, White students are **2.6x** more likely to be enrolled in Calculus than Black students and **2.2x** more likely to be enrolled than Latino students.

White students in the **rest of Erie County** are **14.6x** more likely to be enrolled in Calculus than Black students in **Buffalo Public Schools** and **8.0x** more likely to be enrolled than Latino students in **Buffalo Public Schools**.

AP/IB MATH OR SCIENCE

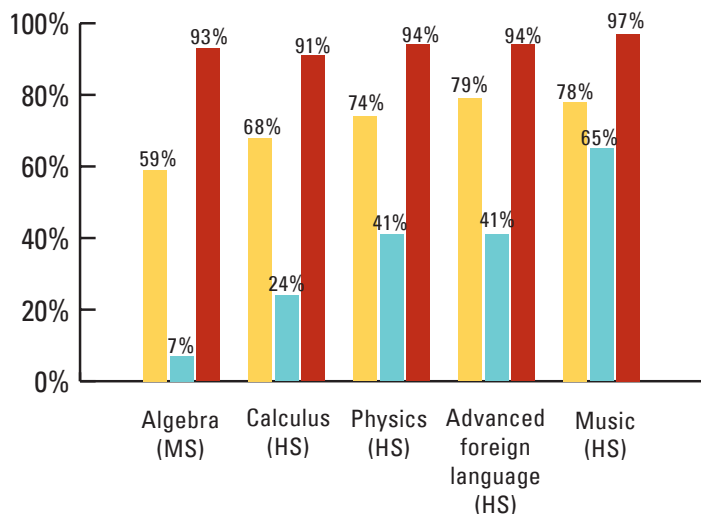


Within **Buffalo Public Schools**, White students are **2.3x** more likely to be enrolled in an Advanced Placement (AP) or International Baccalaureate (IB) Math or Science course than Black students and **1.5x** more likely to be enrolled than Latino students.

In the **rest of Erie County**, White students are **2.6x** more likely to be enrolled in an AP/IB Math or Science course than Black students and **1.4x** more likely to be enrolled than Latino students.

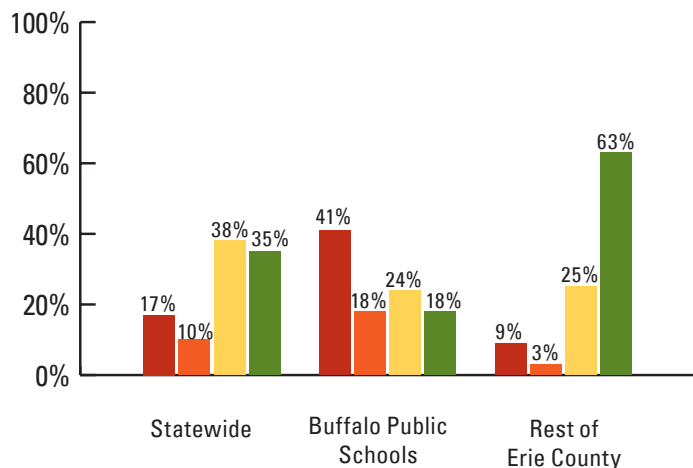
White students in the **rest of Erie County** are **14.7x** more likely to be enrolled in an AP/IB Math or Science course than Black students in **Buffalo Public Schools** and **9.7x** more likely to be enrolled than Latino students in **Buffalo Public Schools**.

SHARE OF SCHOOLS OFFERING KEY COURSES...



■ Statewide
 ■ Buffalo Public Schools
 ■ Rest of Erie County

SHARE OF SCHOOLS OFFERING AP/IB COURSES...



■ No AP/IB courses
 ■ Between two and five AP/IB courses
■ One AP/IB course
 ■ Six or more AP/IB courses

Middle School	NUMBER OF BLACK STUDENTS IN GRADES 7-8 ATTENDING A SCHOOL WITH NO...	SHARE OF BLACK STUDENTS IN GRADES 7-8 ATTENDING A SCHOOL WITH NO...	NUMBER OF LATINO STUDENTS IN GRADES 7-8 ATTENDING A SCHOOL WITH NO...	SHARE OF LATINO STUDENTS IN GRADES 7-8 ATTENDING A SCHOOL WITH NO...	NUMBER OF WHITE STUDENTS IN GRADES 7-8 ATTENDING A SCHOOL WITH NO...	SHARE OF WHITE STUDENTS IN GRADES 7-8 ATTENDING A SCHOOL WITH NO...
	Algebra I – Buffalo Public Schools	1,798	94%	743	95%	549
Algebra I – Rest of Erie County	31	5%	25	6%	377	4%
High School	NUMBER OF BLACK STUDENTS IN GRADES 9-12 ATTENDING A SCHOOL WITH NO...	SHARE OF BLACK STUDENTS IN GRADES 9-12 ATTENDING A SCHOOL WITH NO...	NUMBER OF LATINO STUDENTS IN GRADES 9-12 ATTENDING A SCHOOL WITH NO...	SHARE OF LATINO STUDENTS IN GRADES 9-12 ATTENDING A SCHOOL WITH NO...	NUMBER OF WHITE STUDENTS IN GRADES 9-12 ATTENDING A SCHOOL WITH NO...	SHARE OF WHITE STUDENTS IN GRADES 9-12 ATTENDING A SCHOOL WITH NO...
	Calculus – Buffalo Public Schools	3,363	80%	1,056	76%	962
Calculus – Rest of Erie County	36	3%	15	2%	1,164	5%
Physics – Buffalo Public Schools	2,690	64%	859	62%	957	50%
Physics – Rest of Erie County	126	9%	76	8%	405	2%
AP/IB courses in any subject – Buffalo Public Schools	1,509	36%	335	24%	173	9%
AP/IB courses in any subject – Rest of Erie County	217	16%	50	5%	745	3%

VISIT EquityinEdNY.org to learn more.