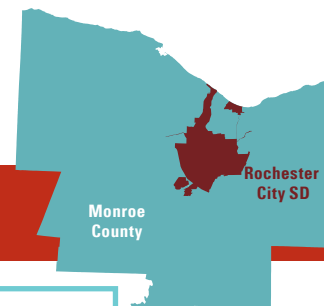


# WITHIN OUR REACH

## MONROE COUNTY



Based on 2016-17 unpublished NYSED and Rochester City School District course enrollment data. In middle school, the rates below are based on course enrollment per every 100 students in grades 7-8. For high school courses, the rates below are based on course enrollment per every 100 students in grades 9-12. Schools with a combination of grades 7-8 and grades 9-12 are included in the high school analysis only.

### MIDDLE SCHOOL

#### EARTH SCIENCE



There are **NO** middle schools in the **Rochester City School District** that offer Earth Science.

#### ALGEBRA I



In the rest of **Monroe County**, White students are nearly **2.0X** more likely to be enrolled in Algebra I than Black students and **2.8X** more likely to be enrolled than Latino students.

### HIGH SCHOOL

#### CALCULUS



Within the **Rochester City School District**, White students are **17.3x** more likely to be enrolled in Calculus than Black students and **22.6x** more likely to be enrolled than Latino students.

In the **rest of Monroe County**, White students are **2.9x** more likely to be enrolled in Calculus than Black students and **2.0x** more likely to be enrolled than Latino students.

White students in the **rest of Monroe County** are **29.1x** more likely to be enrolled in Calculus than Black students in the **Rochester City School District** and **38.0x** more likely to be enrolled than Latino students in the **Rochester City School District**.

#### PHYSICS



Within the **Rochester City School District**, White students are **3.6x** more likely to be enrolled in Physics than Black students and **1.9x** more likely to be enrolled than Latino students.

In the **rest of Monroe County**, White students are **2.0x** more likely to be enrolled in Physics than Black students and **1.9x** more likely to be enrolled than Latino students.

White students in the **rest of Monroe County** are **23.8x** more likely to be enrolled in Physics than Black students in the **Rochester City School District** and **12.6x** more likely to be enrolled than Latino students in the **Rochester City School District**.

#### AP/IB MATH OR SCIENCE



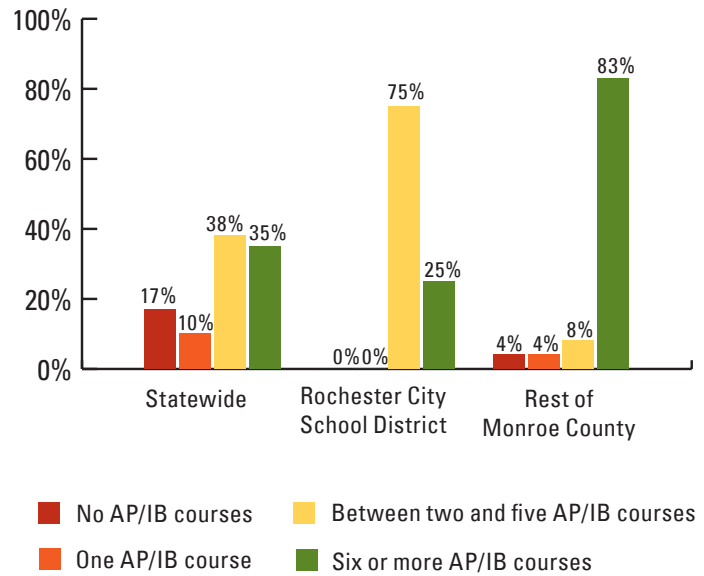
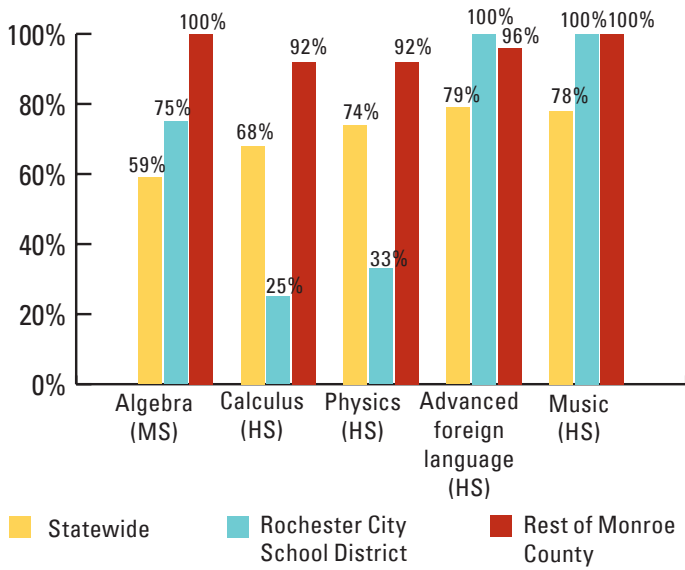
Within the **Rochester City School District**, White students are **4.9x** more likely to be enrolled in an Advanced Placement (AP) or International Baccalaureate (IB) Math or Science course than Black students and **6.2x** more likely to be enrolled than Latino students.

In the **rest of Monroe County**, White students are **2.2x** more likely to be enrolled in an AP/IB Math or Science course than Black students and **1.8x** more likely to be enrolled than Latino students.

White students in the **rest of Monroe County** are **8.5x** more likely to be enrolled in an AP/IB Math or Science course than Black students in the **Rochester City School District** and **10.9x** more likely to be enrolled than Latino students in the **Rochester City School District**.

## SHARE OF SCHOOLS OFFERING KEY COURSES...

## SHARE OF SCHOOLS OFFERING AP/IB COURSES...



Middle School	NUMBER OF BLACK STUDENTS IN GRADES 7-8 ATTENDING A SCHOOL WITH NO...	SHARE OF BLACK STUDENTS IN GRADES 7-8 ATTENDING A SCHOOL WITH NO...	NUMBER OF LATINO STUDENTS IN GRADES 7-8 ATTENDING A SCHOOL WITH NO...	SHARE OF LATINO STUDENTS IN GRADES 7-8 ATTENDING A SCHOOL WITH NO...	NUMBER OF WHITE STUDENTS IN GRADES 7-8 ATTENDING A SCHOOL WITH NO...	SHARE OF WHITE STUDENTS IN GRADES 7-8 ATTENDING A SCHOOL WITH NO...
Algebra I – Rochester City School District	228	20%	101	20%	29	18%
Algebra I – Rest of Monroe County	0	0%	0	0%	0	0%

High School	NUMBER OF BLACK STUDENTS IN GRADES 9-12 ATTENDING A SCHOOL WITH NO...	SHARE OF BLACK STUDENTS IN GRADES 9-12 ATTENDING A SCHOOL WITH NO...	NUMBER OF LATINO STUDENTS IN GRADES 9-12 ATTENDING A SCHOOL WITH NO...	SHARE OF LATINO STUDENTS IN GRADES 9-12 ATTENDING A SCHOOL WITH NO...	NUMBER OF WHITE STUDENTS IN GRADES 9-12 ATTENDING A SCHOOL WITH NO...	SHARE OF WHITE STUDENTS IN GRADES 9-12 ATTENDING A SCHOOL WITH NO...
Calculus – Rochester City School District	3,359	74%	1,656	84%	468	62%
Calculus – Rest of Monroe County	102	5%	29	2%	651	4%
Physics – Rochester City School District	2,967	65%	1,287	65%	378	50%
Physics – Rest of Monroe County	102	5%	29	2%	651	4%
AP/IB math or science – Rochester City School District	978	22%	602	30%	109	14%
AP/IB math or science – Rest of Monroe County	102	5%	29	2%	651	4%

VISIT [EquityinEdNY.org](http://EquityinEdNY.org) to learn more.